

Neighbourhood Forums

January 2021

COVID-19 Update



Tameside
Metropolitan Borough

NHS
Tameside and Glossop
Clinical Commissioning Group

For everyone every day

COVID-19 – What is the current situation?



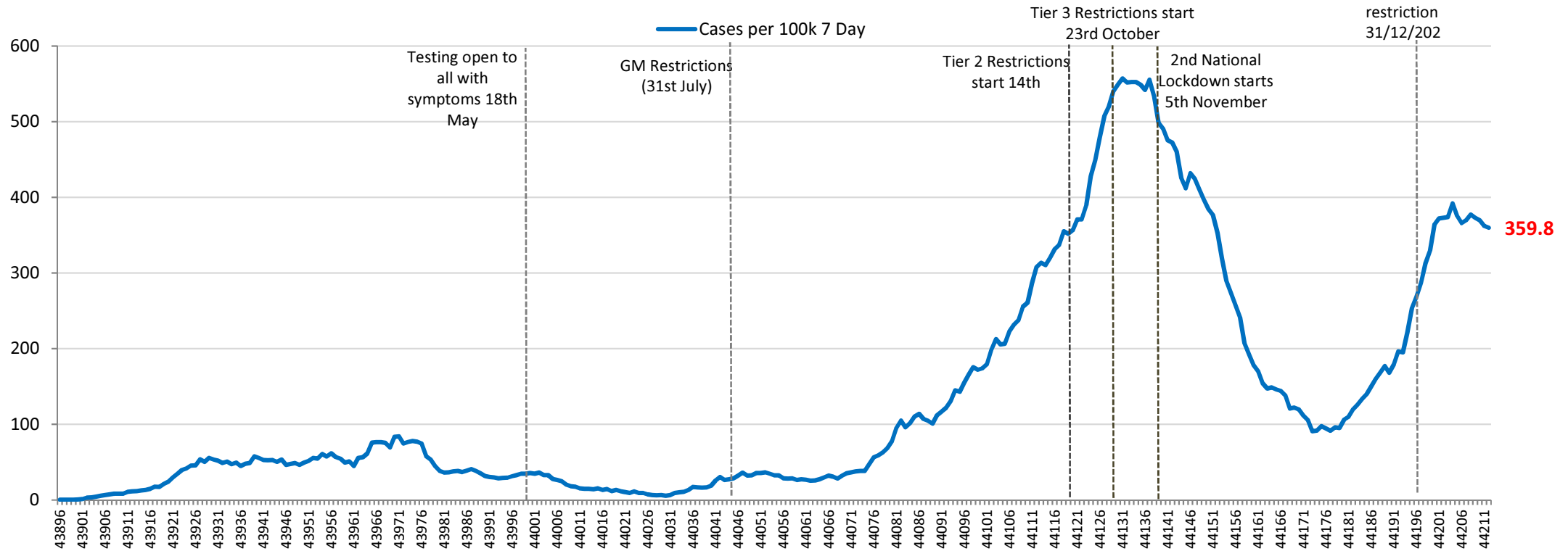
Tameside
Metropolitan Borough

NHS
Tameside and Glossop
Clinical Commissioning Group

For everyone every day

Trends in New Cases for Tameside (16/01/2021)

Threshold measures- New positive cases per 100,000 people (7 days)-Tameside



Current rate of new cases in the last seven days per 100,000 people is **359.8/100,000**

Rate has increased rapidly in recent weeks, however this is showing signs that it is stabilising

Most numbers of new cases in younger working age adults (20-40)

The current situation in Tameside

- Tameside currently 8th lowest rate in GM (Rochdale and Oldham currently lower)
- GM still has lower rates nationally but neighbouring areas such as Liverpool City Region have very high and growing rates
- The positivity rate (proportion of all tests that come back positive) is reducing
- Seeing high numbers of outbreaks and some large outbreaks
- New variant is more transmissible and estimated to be 70% of new cases in Tameside
- Hospital activity steadily increasing and expected to do so for the coming weeks

COVID-19 – What is driving the current situation?



Tameside
Metropolitan Borough

NHS
Tameside and Glossop
Clinical Commissioning Group

For everyone every day

What is driving spread in Tameside? (1)

There are certain places where COVID-19 spreads more easily:



Crowded places



Close-contact settings

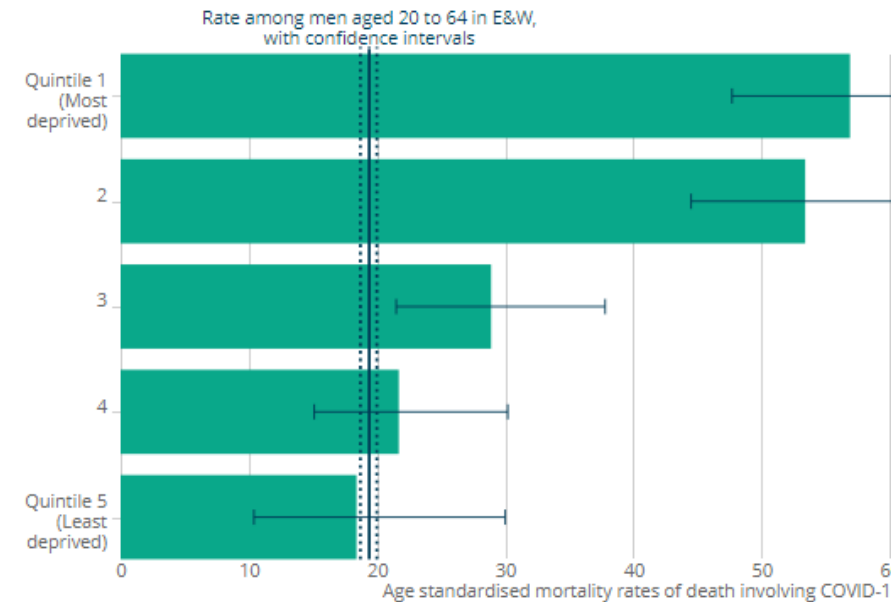


Confined and enclosed spaces

- Widespread circulation of Covid-19 across all parts of the borough
- Continue to see high numbers of outbreaks in settings across the borough
- Certain situations increase risk of Covid-19 transmission (The Three C's)

What is driving spread in Tameside? (2)


- Some of our communities are more likely to be exposed to The Three C's
 - people and families living in overcrowded housing
 - people with poor work conditions
 - people who use public transport or car share for work
 - type of work (eg. taxi drivers)
 - smaller settings (takeaways; small shops)
- Some communities at greater risk of severe disease
 - Older people
 - People living with long-term health conditions
 - Occupational exposure



Source: Office for National Statistics

- The reasons for this link to existing health inequalities which our residents experience in Tameside

COVID-19 – What can we do about it?



Tameside
Metropolitan Borough

NHS
Tameside and Glossop
Clinical Commissioning Group

For everyone every day

Basic Measures to Prevent Transmission

- The same **basic measures** to reduce risk of transmission have been the same throughout the pandemic:
 - Regular, thorough handwashing with soap and running water
 - Social distancing from others of at least 2 metres
 - Wear a face mask/covering when in certain places (especially where the Three C's are more likely)
- Following the relevant **guidance and restrictions**
 - Reducing our social contacts
 - National lockdown
 - Only essential retail and travel
- **Finding infections and stopping spread**
 - Test, Trace, Isolate
 - Outbreak Management



Solutions to Tackling the Pandemic

• Test, Trace, Isolate

- PCR Testing – wide availability of mobile and fixed sites for those with symptoms to get tested
- Targeted Testing at Scale – rapid lateral flow asymptomatic testing for front line staff and schools
- Contact Tracing – local call handlers / support for high risk settings
- Isolation – messaging and support to self-isolate (including £500 support payments)



• Covid-19 Vaccination

- Rapid roll out of the vaccination programme
- Priority groups to prevent deaths and protect the most vulnerable



Encouraging these solutions in Tameside

- **Ongoing messaging** – lockdown / testing / vaccination
- **Engaging** with our communities to provide information and listen to concerns
- **Supporting people** to follow guidelines and reduce spread
- Finding the right balance on **compliance** (support & enforcement)
- The **vaccination programme** is already identifying those who may struggle to access (eg. Troubleshooting transport issues)
- **Humanitarian Response** – this has been ongoing throughout the pandemic but has stepped up again in the new lockdown to provide support to those who need it most in the community
- **Community Champions** programme
- **Wider engagement** – workforce; partners (eg. Health & Wellbeing Board); BAME community groups

Questions?



Tameside
Metropolitan Borough

NHS
Tameside and Glossop
Clinical Commissioning Group

For everyone every day